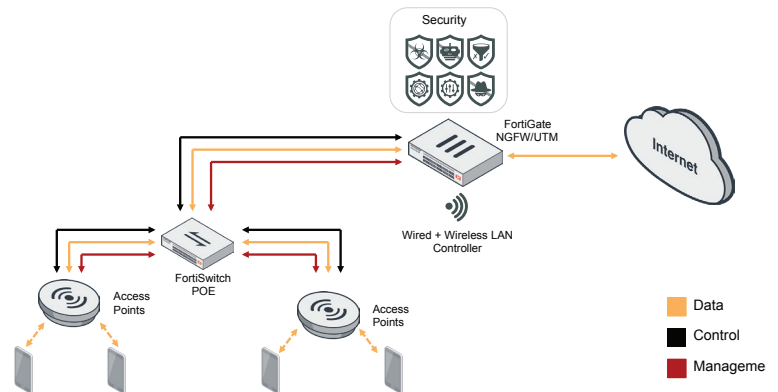


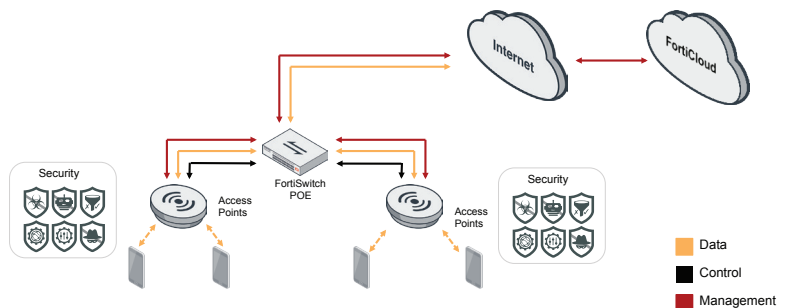
Integrated - FortiGate-Managed

Our Integrated offering is a family of controller-managed access points which function in cooperation with a FortiGate, our industry leading enterprise firewall. In addition to consolidating all the functions of a network firewall, IPS, anti-malware, VPN, WAN optimization, Web filtering, and application control in a single platform, FortiGate also has an integrated Wi-Fi controller. Wi-Fi is either integrated directly into the FortiGate (FortiWiFi) or connected as an access point (FortiAP) directly to a FortiGate to provide comprehensive wireless coverage.



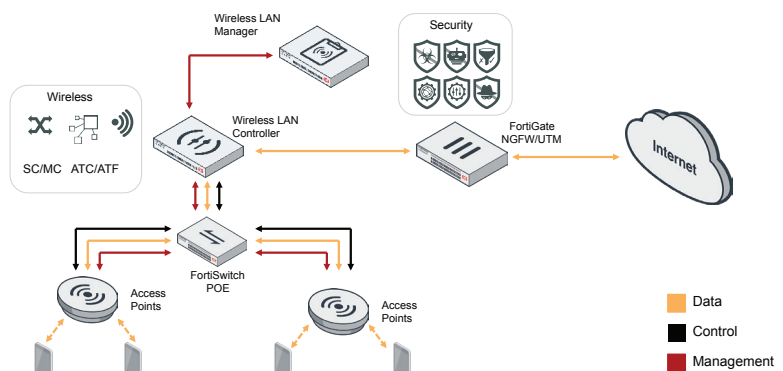
Cloud-Managed

Our cloud managed WLAN solutions contain capabilities unlike any other cloud Wi-Fi offering in the industry. The FortiAP-S series combines the elements of advanced firewall protection at the network edge with the simplicity and convenience of cloud management through our FortiCloud service. FortiCloud management capabilities also extend beyond the management of FortiAP-S to FortiAP and more.









Controller-Managed



Our Infrastructure wireless offering, formerly Meru Networks, combines on-premise controller-based management, open application appliances, and a range of high-performance indoor and outdoor access points. This is the ideal solution when an organization needs to separate the access infrastructure from the underlying network's security infrastructure. With network controlled roaming, users benefit from the best possible mobility experience. The Infrastructure solution offers multiple channel configuration options and layering to simplify deployment while increasing performance, traffic segmentation, and capacity. This solution scales for implementation in small, medium, and large enterprises of all types.








FortiAP™ Integrated Indoor Access Points

	FAP-24D	FAP-221B/223B	FAP-221C/223C	FAP-320B	FAP-320C	FAP-321C
						
Suggested Use Case	Low density indoor	Medium density indoor	Medium density 802.11ac indoor	High density indoor	High density, high performance 802.11ac indoor	Medium density 802.11ac indoor
Hardware						
Form Factor	Desktop, wall mountable	Smoke Detector, wall or ceiling wall mountable	Smoke Detector, wall or ceiling wall mountable	Wall or ceiling wall mountable	Wall or ceiling wall mountable	Smoke Detector, wall or ceiling wall mountable
Dimension	6.69 x 4.37 x 1.02 in	6.5 x 1.2 in	6.5 x 1.5 in	6.5 x 6.5 x 1.6 in	6.5 x 6.5 x 1.4 in	6.5 x 1.5 in
Kensington Lock		•	•	•	•	•
Ethernet Interfaces	1x GE RJ45 WAN port, 4x FE RJ45 LAN ports	1x GE RJ45	1x GE RJ45	2x GE RJ45	2x GE RJ45	1x GE RJ45
PoE	802.3af	802.3af	802.3af	802.3af	802.3af	802.3af
Maximum power draw	12.9 W	12.9 W	12.9 W	12.9W	12.9W	12.9W
Included accessories	Mounting kits	Mounting kits, anchors	Mounting kits, anchors, antennas for 223C	Mounting kits, anchors	Mounting kits, anchors	Mounting kits, anchors
Resilient POE backup				•	•	
Plenum installable				•	•	
Mesh capable	•	•	•	•	•	•
Wireless						
IEEE Standard	802.11 a/b/g/n	802.11 a/b/g/n	802.11 a/b/g/n/ac	802.11 a/b/g/n	802.11 a/b/g/n/ac	802.11 a/b/g/n/ac
Number of Radios	1	2	2	2	2	2
Radio 1 Band (association rate)	2.4 GHz / 5 GHz (300 Mbps)	2.4 GHz / 5GHz	2.4 GHz / 5GHz (300 Mbps)	2.4 GHz b/g/n (450 Mbps)	2.4 GHz b/g/n (450 Mbps)	2.4 GHz b/g/n (450 Mbps)
Radio 2 Band (association rate)	-	2.4 GHz (300 Mbps)	5GHz a/n/ac (867 Mbps)	5 GHz a/n (450 Mbps)	5 GHz a/n/ac (1300 Mbps)	5 GHz a/n/ac (1300 Mbps)
MIMO	2x2 (dual stream)	2x2 (dual stream)	2x2 (dual stream)	3x3 (3 stream)	3x3 (3 stream)	3x3 (3 stream)
Max / recommended number of concurrent clients	128 / 30 per radio	128 / 30 per radio	128 / 30 per radio	128 / 50 per radio	128 / 50 per radio	128 / 50 per radio
Antenna Type and Count	2 - Internal	4 - Internal	221C: 4 - Internal 223C: 4 - External	6 - Internal	6 - Internal	6 Internal
Antenna Gain	4.6dBi/(6.3dBi-5GHz)	3dBi/(4dBi-5GHz)	3.5dBi/(6dBi-5GHz)	5dBi/(6dBi-5GHz)	5dBi/(6dBi-5GHz)	4dBi/(5dBi-5GHz)
Max TX Power	18dBm (63mW)	17 dBm (50mW)	20 dBm (100mW)	24 dBm (250mW)	21 dBm (126mW)	20 dBm (100mW)
Number of SSIDs	8 (7 client, 1 monitor)	16 (14 client, 2 monitor)	16 (14 client, 2 monitor)	16 (14 client, 2 monitor)	16 (14 client, 2 monitor)	16 (14 client, 2 monitor)
Traffic Queues	4 queues	4 queues	4 queues	4 queues	4 queues	4 queues
802.11n 20/40Mhz HT	•	•	•	•	•	•
802.11n MPDU/MSDU agg	•	•	•	•	•	•
802.11n Dynamic MIMO PS	•	•	•	•	•	•
802.11n LDPC encoding	•	•	•	•	•	•
802.11n MLD, MRC	•	•	•	•	•	•
802.11ac 80 MHz channel			•		•	•
Rogue AP scanning						
Dual Band Scanning	•	•	•	•	•	•
Background Scan		•	•	•	•	•
Full-time dedicated monitor	•	•	•	•	•	•
Single Radio Dual band scanning		•	•			
On-wire MAC address collector		•	•	•	•	•
Management						
WebUI & CLI	•	•	•	•	•	•
External serial console port				•	•	
Controller discovery: DNS, DHCP, over L3 boundary	•	•	•	•	•	•
Cloud Management						
Zero touch deployment (FortiDeploy)	•	•	•	•	•	
Report and Visualization	•	•	•	•	•	
Wireless Configuration	•	•	•	•	•	
Security Configuration						
Certifications						
Wi-Fi Alliance Certified*		•	•	•	•	•
DFS Certified**		221B: Region E, J	Region E, J, T (FAP-221C) Region E, A, J (FAP-223C)	Region E	Region E, J, A, T	Region E, J






FortiAP™ Integrated Indoor Access Points

	FAP-421E	FAP-423E				
						
Suggested Use Case	High density, high performance 802.11ac indoor	High density, high performance 802.11ac indoor				
Hardware						
Form Factor	Wall or ceiling wall mountable	Wall or ceiling wall mountable				
Dimension	8.46 x 8.46 x 2.2 in	8.46 x 8.46 x 2.2in				
Kensington Lock	•	•				
Ethernet Interfaces	2x GE RJ45	2x GE RJ45				
PoE	802.3at	802.3at				
Maximum power draw						
Included accessories	Ceiling, T-Rail and wall mount kit	Ceiling, T-Rail and wall mount kit				
Resilient POE backup	•	•				
Plenum installable						
Mesh capable	•	•				
Wireless						
IEEE Standard	802.11 a/b/g/n/ac	802.11 a/b/g/n/ac				
Number of Radios	2	2				
Radio 1 Band (association rate)	2.4 GHz b/g/n (600 Mbps)	2.4 GHz b/g/n (600 Mbps)				
Radio 2 Band (association rate)	5 GHz a/n/ac (1733 Mbps)	5 GHz a/n/ac (1733 Mbps)				
MIMO	4x4 (4 stream)	4x4 (4 stream)				
Max / recommended number of concurrent clients	512 / 128 per radio	512 / 128 per radio				
Antenna Type and Count	8 internal	8 RP-SMA externa				
Antenna Gain	4dBi/(5dBi-5GHz)	4dBi/(5dBi-5GHz)				
Max TX Power	19 dBm (80mW)	19 dBm (80mW)				
Number of SSIDs	16 (14 client,2 monitor)	16 (14 client,2 monitor)				
Traffic Queues	4 queues	4 queues				
802.11n 20/40Mhz HT	•	•				
802.11n MPDU/MSDU agg	•	•				
802.11n Dynamic MIMO PS	•	•				
802.11n LDPC encoding	•	•				
802.11n MLD, MRC	•	•				
802.11ac 80 MHz channel	•	•				
Rogue AP scanning						
Dual Band Scanning	•	•				
Background Scan	•	•				
Full-time dedicated monitor	•	•				
Single Radio Dual band scanning						
On-wire MAC address collector						
Management						
WebUI & CLI	•	•				
External serial console port	•	•				
Controller discovery: DNS, DHCP, over L3 boundary						
Cloud Management						
Zero touch deployment (FortiDeploy)	•	•				
Report and Visualization	•	•				
Wireless Configuration	•	•				
Security Configuration						
Certifications						
Wi-Fi Alliance Certified*	•	•				
DFS Certified**	Region A, T, E, I, K, J	Region A, T, E, I, K, J				







FortiAP™ Integrated Remote Access Points

	FAP-11C	FAP-14C	FAP-21D	FAP-25D	FAP-28C	
						
Suggested Use Case	Portable AP for traveller	Remote office or SOHO desktop	FortiPresence Sensor or Travel/SOHO (USB powered)	Hotels/Hospitality desktop	Remote office or SOHO desktop	
Hardware						
Form Factor	Small, portable	Desktop, wall mountable	Small, portable	Small, portable Powerstrip design, wall mountable	Desktop, wall mountable	
Dimension	4.3 x 3.5 x 1.5 in	1.06 x 4.92 x 3.86 in	2.9 x 3.2 x 0.9 in	0.9 x 2.8 x 1.4 in	1.38 x 8.43 x 7.09 in	
Kensington Lock					•	
Ethernet Interfaces	2x GE RJ45	5x FE RJ45	2 x FE RJ45	1x GE RJ45 WAN, 4x FE RJ45 LAN	10x GE RJ45	
PoE						
Maximum power draw						
Included accessories	Power plugs	AC adaptor, Wall mount Kit	AC adaptor	AC adaptor, Wall mount Kit	AC adaptor, Wall mount Kit	
Resilient POE backup						
Plenum installable						
Mesh capable	•	•	•	•	•	
Wireless						
IEEE Standard	802.11 b/g/n	802.11 b/g/n	802.11 b/g/n	802.11 a/b/g/n	802.11 a/b/g/n	
Number of Radios	1	1	1	1	1	
Radio 1 Band (association rate)	2.4 GHz b/g/n (150 Mbps)	2.4 GHz b/g/n (150 Mbps)	2.4 GHz b/g/n (300 Mbps)	2.4 GHz / 5GHz (300 Mbps)	2.4 GHz / 5GHz (300 Mbps)	
Radio 2 Band (association rate)	-	-	-	-	-	
MIMO	1x1 (1 stream)	1x1 (1 stream)	2x2 (dual stream)	2x2 (dual stream)	2x2 (dual stream)	
Max / recommended number of concurrent clients	32 / 5	32 / 10	32 / 20	32 / 20	32 / 20	
Antenna Type and Count	1 - Internal	1 - Internal	2 - Internal	2 - Internal	2 - Internal	
Antenna Gain	2dBi	2dBi	2.5dBi	2dBi/3dBi-5GHz	3dBi/4dBi-5GHz	
Max TX Power	17 dBm (50mW)	17 dBm (50mW)	17 dBm (50mW)	16 dBm (40mW)	17 dBm (50mW)	
Number of SSIDs	8 (7 client, 1 monitor)	8 (7 client, 1 monitor)	8 (7 client, 1 monitor)	8 (7 client, 1 monitor)	8 (7 client, 1 monitor)	
Traffic Queues	4 queues	4 queues	4 queues	4 queues	4 queues	
802.11n 20/40Mhz HT						
802.11n MPDU/MSDU agg						
802.11n Dynamic MIMO PS						
802.11n LDPC encoding						
802.11n MLD, MRC						
802.11ac 80 MHz channel						
Rogue AP scanning						
Dual Band Scanning				•	•	
Background Scan						
Full-time dedicated monitor				•	•	
Single Radio Dual band scanning				•	•	
On-wire MAC address collector						
Management						
WebUI & CLI	•	•	•	•	•	
External serial console port						
Controller discovery: DNS, DHCP, over L3 boundary	•	•	•	•	•	
Cloud Management						
Zero touch deployment (FortiDeploy)	•	•	•	•	•	
Report and Visualization	•	•	•	•	•	
Wireless Configuration	•	•	•	•	•	
Security Configuration						
Certifications						
Wi-Fi Alliance Certified*						
DFS Certified**						






FortiAP™ Integrated Outdoor Access Points

	FAP-112B	FAP-112D	FAP-222B	FAP-222C	FAP-224D
					
Suggested Use Case	Low density outdoor	Outdoor, POE pass-through for IP CCTV cameras.	Medium density outdoor	High density 802.11ac outdoor	Medium density outdoor
Hardware					
Form Factor	Outdoor IP55 rated, wall or pole wall mountable	Outdoor IP55 rated, wall or pole wall mountable	Outdoor IP67 rated, wall or pole wall mountable	Outdoor IP67 rated, wall or pole wall mountable	Outdoor IP66 rated, wall or pole wall mountable
Dimension	7.3 x 2.6 x 1.3 in	10.51 x 5.71 x 1.73 in	2.75 x 7.75x10in	9.8 x 8.7 x 2.1 in	6.9 x 6.9 x 1.9 in
Kensington Lock					
Ethernet Interfaces	2x FE RJ45	2x FE RJ45 ports with PoE pass-through. (1x PoE-PD, 1x PoE-PS)	1x GE RJ45	1x GE RJ45	1x GE RJ45
PoE	Proprietary	Proprietary	802.3at & proprietary	802.3at & proprietary	IEEE 802.3at, IEEE 802.3at
Maximum power draw	12.9 W	23.3 W	25 W	18.4 W	15.4 W
Included accessories	AC adaptor & proprietary POE injector	AC adaptor & proprietary POE injector	AC adaptor & proprietary POE injector, outdoor Kit, antennas	AC adaptor & proprietary POE injector, outdoor Kit, antennas	AC adaptor & POE injector, outdoor Kit, antennas
Resilient POE backup					
Plenum installable					
Mesh capable	•	•	•	•	•
Wireless					
IEEE Standard	802.11 b/g/n	802.11 a/b/g/n	802.11 a/b/g/n	802.11 a/b/g/n/ac	802.11 a/b/g/n
Number of Radios	1	1	2	2	2
Radio 1 Band (association rate)	2.4 GHz b/g/n (150 Mbps)	2.4 GHz / 5 GHz (150 Mbps)	2.4 GHz b/g/n (300 Mbps)	5 GHz a/n/ac (867 Mbps)	5 GHz a/n (300 Mbps)
Radio 2 Band (association rate)	-	-	5 GHz a/n (300 Mbps)	2.4 GHz b/g/n (300 Mbps)	2.4 GHz b/g/n (300 Mbps)
MIMO	1x1 (1 stream)	1x1 (1 stream)	2x2 (dual stream)	2x2 (dual stream)	2x2 (dual stream)
Max / recommended number of concurrent clients	128 / 30 per radio	128 / 30 per radio	128 / 30 per radio	128 / 30 per radio	128 / 30 per radio
Antenna Type and Count	1 - Internal	1 - Internal	4 N-type External	4 N-type External	4 RP-SMA External
Antenna Gain	8 dBi	6 dBi / (6 dBi for 5 GHz)	5 dBi / (7 dBi for 5 GHz)	3.5 dBi / (6 dBi for 5 GHz)	5 dBi / (5 dBi for 5 GHz)
Max TX Power	24 dBm (250mW)	18dBm (2.4 GHz), 16dBm (5 GHz)	27dBm (500mW)	26dBm (398mW)	20dBm (100mW)
Number of SSIDs	8 (7 client, 1 monitor)	8 (7 client, 1 monitor)	16 (14 client, 2 monitor)	16 (14 client, 2 monitor)	16 (14 client, 2 monitor)
Traffic Queues	4 queues	4 queues	4 queues	4 queues	4 queues
802.11n 20/40MHz HT			•	•	•
802.11n MPDU/MSDU agg				•	•
802.11n Dynamic MIMO PS				•	•
802.11n LDPC encoding				•	•
802.11n MLD, MRC	•	•		•	•
802.11ac 80 MHz channel				•	
Rogue AP scanning					
Dual Band Scanning			•	•	•
Background Scan			•	•	•
Full-time dedicated monitor			•	•	•
Single Radio Dual band scanning					
On-wire MAC address collector	•	•	•	•	•
Management					
WebUI & CLI	•	•	•	•	•
External serial console port					
Controller discovery: DNS, DHCP, over L3 boundary	•	•	•	•	•
Cloud Management					
Zero touch deployment (FortiDeploy)	•	•	•	•	•
Report and Visualization	•	•	•	•	•
Wireless Configuration	•	•	•	•	•
Security Configuration					
Certifications					
Wi-Fi Alliance Certified*			•	•	•
DFS Certified**		Region J		Region E, J	




FortiAP-S Cloud Access Points

	FAP-S311C	FAP-S313C	FAP-S321C	FAP-S321CR	FAP-S322C	FAP-S322CR
						
Suggested Use Case	High density, high performance 802.11ac indoor	High density, high performance 802.11ac indoor	High density, high performance 802.11ac indoor	High density, high performance 802.11ac indoor	High density, high performance 802.11ac outdoor	High density, high performance 802.11ac indoor
Hardware						
Form Factor	Wall or ceiling wall mountable	Wall or ceiling wall mountable	Wall or ceiling wall mountable	Wall or ceiling wall mountable	Outdoor IP67 rated, wall or pole wall mountable	Outdoor IP67 rated, wall or pole wall mountable
Dimension	8.5 x 8.5 x 1.38 in	8.5 x 8.5 x 1.38 in	8.5 x 8.5 x 1.38 in	7.69 x 7.69 x 1.49 in	11.6 x 8.9 x 5.06 in	8.6 x 9.8 x 2 in
Kensington Lock	•	•	•			
Ethernet Interfaces	1x GE RJ45	1x GE RJ45	1x GE RJ45	2x GE RJ45	1x GE RJ45	2x GE RJ45
PoE	IEEE 802.3af, 802.3at	IEEE 802.3af, 802.3at	IEEE 802.3at	IEEE 802.3at	IEEE 802.3at	IEEE 802.3at
Maximum power draw	18 W	18 W	23.5 W	21.3W	25.2W	20.16W
Included accessories	Ceiling, T-Rail and wall mount kit	Ceiling, T-Rail and wall mount kit	Ceiling, T-Rail and wall mount kit	Ceiling, T-Rail and wall mount kit	AC adaptor & proprietary POE injector, outdoor Kit, antennas	AC adaptor & proprietary POE injector, outdoor Kit, antennas
Resilient POE backup				•		•
Plenum installable						
Mesh capable	•	•	•	•	•	•
Wireless						
IEEE Standard	802.11 a/b/g/n/ac	802.11 a/b/g/n/ac	802.11 a/b/g/n/ac	802.11 a/b/g/n/ac	802.11 a/b/g/n/ac	802.11 a/b/g/n/ac
Number of Radios	1	1	2	2	2	2
Radio 1 Band (association rate)	2.4 GHz /5 GHz (up to 1300 Mbps)	2.4 GHz /5 GHz (up to 1300 Mbps)	2.4 GHz b/g/n (450 Mbps)	2.4 GHz b/g/n (450 Mbps)	2.4 GHz b/g/n (450 Mbps)	2.4 GHz b/g/n (450 Mbps)
Radio 2 Band (association rate)	-	-	5 GHz a/n/ac (1300 Mbps)	5 GHz a/n/ac (1300 Mbps)	5 GHz a/n/ac (1300 Mbps)	5 GHz a/n/ac (1300 Mbps)
MIMO	3x3 (3 stream)	3x3 (3 stream)	3x3 (3 stream)	3x3 (3 stream)	3x3 (3 stream)	3x3 (3 stream)
Max / recommended number of concurrent clients	128 / 50 per radio	128 / 50 per radio	128 / 50 per radio	128 / 50 per radio	128 / 50 per radio	128 / 50 per radio
Antenna Type and Count	3 - Internal	3 - RP-SMA external	3 internal	3 internal	6 N-type external	6 N-type external
Antenna Gain	2dBi/(3dBi-5GHz)	2dBi/(3dBi-5GHz)	2dBi/(3dBi-5GHz)	4 dBi/(5dBi-5GHz)	5 dBi/(57dBi-5GHz)	5 dBi/(57dBi-5GHz)
Max TX Power	19 dBm (80 mW)	19 dBm (80 mW)	20 dBm (100 mW)	20 dBm (100 mW)	20 dBm (100 mW)	20 dBm (100 mW)
Number of SSIDs	16 (14 client,2 monitor)	16 (14 client,2 monitor)	16 (14 client,2 monitor)	16 (14 client,2 monitor)	16 (14 client,2 monitor)	16 (14 client,2 monitor)
Traffic Queues	4 queues	4 queues	4 queues	4 queues	4 queues	4 queues
802.11n 20/40Mhz HT	•	•	•	•	•	•
802.11n MPDU/MSDU agg	•	•	•	•	•	•
802.11n Dynamic MIMO PS	•	•	•	•	•	•
802.11n LDPC encoding	•	•	•	•	•	•
802.11n MLD, MRC	•	•	•	•	•	•
802.11ac 80 MHz channel	•	•	•	•	•	•
Rogue AP scanning						
Dual Band Scanning	•	•	•	•	•	•
Background Scan	•	•	•	•	•	•
Full-time dedicated monitor	•	•	•	•	•	•
Single Radio Dual band scanning						
On-wire MAC address collector						
Management						
WebUI & CLI	•	•	•	•	•	•
External serial console port	•	•	•	•	•	•
Controller discovery: DNS, DHCP, over L3 boundary						
Cloud Management						
Zero touch deployment (FortiDeploy)	•	•	•	•	•	•
Report and Visualization	•	•	•	•	•	•
Wireless Configuration	•	•	•	•	•	•
Security Configuration	•	•	•	•	•	•
Certifications						
Wi-Fi Alliance Certified*			•			
DFS Certified**			Region E, J			



FortiAP-S Cloud Access Points

	FAP-S323C	FAP-S323CR	FAP-S421E	FAP-S422E	FAP-S423E
					
Suggested Use Case	High density, high performance 802.11ac indoor	High density, high performance 802.11ac indoor	High density, high performance 802.11ac indoor	High density, high performance 802.11ac outdoor	High density, high performance 802.11ac indoor
Hardware					
Form Factor	Wall or ceiling wall mountable	Wall or ceiling wall mountable	Wall or ceiling wall mountable	Outdoor IP67 rated, wall or pole wall mountable	Wall or ceiling wall mountable
Dimension	8.5 x 8.5 x 1.38 in	7.69 x 7.69 x 1.49 in	8.46 x 8.46 x 2.2 in	8.23 x 8.23 x 2.36in	8.46 x 8.46 x 2.2in
Kensington Lock	•	•	•	•	•
Ethernet Interfaces	1x GE RJ45	2x GE RJ45	2x GE RJ45	2x GE RJ45	2x GE RJ45
PoE	802.3at	802.3at	802.3at	802.3at	802.3at
Maximum power draw	23.5 W				
Included accessories	Ceiling, T-Rail and wall mount kit	Ceiling, T-Rail and wall mount kit			
Resilient POE backup		•	•	•	•
Plenum installable					
Mesh capable	•	•	•	•	•
Wireless					
IEEE Standard	802.11 a/b/g/n/ac	802.11 a/b/g/n/ac	802.11 a/b/g/n/ac	802.11 a/b/g/n/ac	802.11 a/b/g/n/ac
Number of Radios	2	2	2	2	2
Radio 1 Band (association rate)	2.4 GHz b/g/n (450 Mbps)	2.4 GHz b/g/n (450 Mbps)	2.4 GHz b/g/n (600 Mbps)	2.4 GHz b/g/n (600 Mbps)	2.4 GHz b/g/n (600 Mbps)
Radio 2 Band (association rate)	5 GHz a/n/ac (1300 Mbps)	5 GHz a/n/ac (1300 Mbps)	5 GHz a/n/ac (1733 Mbps)	5 GHz a/n/ac (1733 Mbps)	5 GHz a/n/ac (1733 Mbps)
MIMO	3x3 (3 stream)	3x3 (3 stream)	4x4 (4 stream)	4x4 (4 stream)	4x4 (4 stream)
Max / recommended number of concurrent clients	128 / 50 per radio	128 / 50 per radio	512 / 128 per radio	512 / 128 per radio	512 / 128 per radio
Antenna Type and Count	3 - RP-SMA External	3 - RP-SMA External	8 internal	8 N-type external	8 RP-SMA externa
Antenna Gain	2dBi/(3dBi-5GHz)	4dBi/(6dBi-5GHz) ???	4dBi/(5dBi-5GHz)	5dBi/(7dBi-5GHz)	4dBi/(5dBi-5GHz)
Max TX Power	20 dBm (100 mW)	20 dBm (100 mW)	19 dBm (80mW)	19 dBm (80mW)	19 dBm (80mW)
Number of SSIDs	16 (14 client, 2 monitor)	16 (14 client, 2 monitor)	16 (14 client, 2 monitor)	16 (14 client, 2 monitor)	16 (14 client, 2 monitor)
Traffic Queues	4 queues	4 queues	4 queues	4 queues	4 queues
802.11n 20/40Mhz HT	•	•	•	•	•
802.11n MPDU/MSDU agg	•	•	•	•	•
802.11n Dynamic MIMO PS	•	•	•	•	•
802.11n LDPC encoding	•	•	•	•	•
802.11n MLD, MRC	•	•	•	•	•
802.11ac 80 MHz channel	•	•	•	•	•
Rogue AP scanning					
Dual Band Scanning	•	•	•	•	•
Background Scan	•	•	•	•	•
Full-time dedicated monitor	•	•	•	•	•
Single Radio Dual band scanning					
On-wire MAC address collector					
Management					
WebUI & CLI	•	•	•	•	•
External serial console port	•	•	•	•	•
Controller discovery: DNS, DHCP, over L3 boundary					
Cloud Management					
Zero touch deployment (FortiDeploy)	•	•	•	•	•
Report and Visualization	•	•	•	•	•
Wireless Configuration	•	•	•	•	•
Security Configuration	•	•	•	•	•
Certifications					
Wi-Fi Alliance Certified*	•		•	•	•
DFS Certified**	Region E, J		Region A, E, I, J, K	Region A, E, I	Region A, E, I, J, K



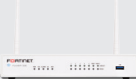


FortiAP-C Cloud Access Points

	FAP-C220C	FAP-C225C	FAP-C23JD			
						
Suggested Use Case	Entry Level cloud managed AP with basic connectivity features	Entry Level cloud managed AP with basic connectivity features	Indoor Wall Plate AP for hotel and dorm rooms			
Hardware						
Form Factor	Wall or ceiling wall mountable	Wall or ceiling wall mountable	Indoor Wall Plate AP			
Dimension	8.5 x 8.5 x 1.38 in	8.5 x 8.5 x 1.38 in	3.4 x 3.4 x 1.38 in			
Kensington Lock						
Ethernet Interfaces	2x GE RJ45	2x GE RJ45	3x FE RJ45 (1x 802.3af PoE back, 2 front)			
PoE	802.3af	802.3af	802.3af			
Maximum power draw	15.4 W	15.4 W	5 W			
Included accessories	Ceiling, T-Rail and wall mount kit	Ceiling, T-Rail and wall mount kit	None			
Resilient POE backup						
Plenum installable						
Mesh capable						
Wireless						
IEEE Standard	802.11 a/b/g/n/ac	802.11 a/b/g/n/ac	802.11 b/g/n			
Number of Radios	2	2	1			
Radio 1 Band (association rate)	2.4 GHz (up to 300 Mbps)	2.4 GHz (up to 300 Mbps)	2.4 GHz (up to 300 Mbps)			
Radio 2 Band (association rate)	5 GHz (up to 867 Mbps)	5 GHz (up to 867 Mbps)	-			
MIMO	2x2 (2 stream)	2x2 (2 stream)	2x2 (2 stream)			
Max / recommended number of concurrent clients	32 / 20 per AP	32 / 20 per AP	TBA			
Antenna Type and Count	4 - Internal	4 - RP-SMA External	2 - Internal			
Antenna Gain	3.5 dBi/(6dBi-5GHz)	3 dBi/(3dBi-5GHz)				
Max TX Power	23 dBm (200 mW)	23 dBm (200 mW)	20 dBm (100 mW)			
Number of SSIDs	4	4	4			
Traffic Queues	4 queues	4 queues	TBA			
802.11n 20/40Mhz HT	•	•	•			
802.11n MPDU/MSDU agg	•	•	•			
802.11n Dynamic MIMO PS	•	•	•			
802.11n LDPC encoding	•	•	•			
802.11n MLD, MRC	•	•	•			
802.11ac 80 MHz channel	•	•				
Rogue AP scanning						
Dual Band Scanning						
Background Scan						
Full-time dedicated monitor						
Single Radio Dual band scanning						
On-wire MAC address collector						
Management						
WebUI & CLI	•	•	•			
External serial console port						
Controller discovery: DNS, DHCP, over L3 boundary	•	•	•			
Cloud Management						
Zero touch deployment (FortiDeploy)	•	•	•			
Report and Visualization	•	•	•			
Wireless Configuration	•	•	•			
Security Configuration						
Certifications						
Wi-Fi Alliance Certified*						
DFS Certified**						




FortiAP-U Universal Access Points

	FAP-U421EV	FAP-U423EV			
					
Suggested Use Case	High density, high performance 802.11ac indoor	High density, high performance 802.11ac indoor			
Hardware					
Form Factor	Wall or ceiling wall mountable	Wall or ceiling wall mountable			
Dimension	8.46 x 8.46 x 2.2 in	8.46 x 8.46 x 2.2in			
Kensington Lock	•	•			
Ethernet Interfaces	2x GE RJ45	2x GE RJ45			
PoE	802.3at	802.3at			
Maximum power draw					
Included accessories					
Resilient POE backup	•	•			
Plenum installable					
Mesh capable	•	•			
Wireless					
IEEE Standard	802.11 a/b/g/n/ac	802.11 a/b/g/n/ac			
Number of Radios	2	2			
Radio 1 Band (association rate)	2.4 GHz b/g/n (600 Mbps)	2.4 GHz b/g/n (600 Mbps)			
Radio 2 Band (association rate)	5 GHz a/n/ac (1733 Mbps)	5 GHz a/n/ac (1733 Mbps)			
MIMO	4x4 (4 stream)	4x4 (4 stream)			
Max / recommended number of concurrent clients	Up to 256 / Dependent on use case (per radio)	Up to 256 / Dependent on use case (per radio)			
Antenna Type and Count	8 internal	8 RP-SMA externa			
Antenna Gain	4dBi/(5dBi-5GHz)	4dBi/(5dBi-5GHz)			
Max TX Power	24 dBm (2.4 GHz) 23 dBm (5 GHz)	24 dBm (2.4 GHz) 23 dBm (5 GHz)			
Number of SSIDs	16 (14 client,2 monitor)	16 (14 client,2 monitor)			
Traffic Queues	4 queues	4 queues			
802.11n 20/40Mhz HT	•	•			
802.11n MPDU/MSDU agg	•	•			
802.11n Dynamic MIMO PS	•	•			
802.11n LDPC encoding	•	•			
802.11n MLD, MRC	•	•			
802.11ac 80 MHz channel	•	•			
Rogue AP scanning					
Dual Band Scanning	•	•			
Background Scan	•	•			
Full-time dedicated monitor	•	•			
Single Radio Dual band scanning					
On-wire MAC address collector					
Management					
WebUI & CLI	•	•			
External serial console port	•	•			
Controller discovery: DNS, DHCP, over L3 boundary					
Cloud Management					
Zero touch deployment (FortiDeploy)					
Report and Visualization					
Wireless Configuration					
Security Configuration					
Certifications					
Wi-Fi Alliance Certified*	•	•			
DFS Certified**	Region A, T, J, K	Region A, T, J, K			

FortiWiFi™ Firewall and WiFi Gateway

	FWF-30D	FWF-30E	FWF-50E	FWF-60D	FWF-60E
					
Suggested Deployment	Home/small office	Home/small office	Home/small office	Distributed office	Distributed office
Hardware					
Form Factor	Desktop, wall mountable	Desktop, wall mountable	Desktop, wall mountable	Desktop, wall mountable	Desktop, wall mountable
Dimension	1.38 x 7.17 x 5.24 in	1.61 x 8.27 x 5.24 in	1.44 x 5.5 x 8.52	1.50 x 8.50 x 5.83 in	1.5 x 8.5 x 6.3 in
Kensington Lock	•				
Ethernet Interfaces	1 x GE RJ45 WAN, 4 x GE RJ45 Switch ports	1 x GE RJ45 WAN, 4 x GE RJ45 Switch ports	2 x GE RJ45 WAN, 5 x GE RJ45 Switch ports	3 x GE RJ45 WAN/DMZ, 7 x GE RJ45 Switch ports	3 x GE RJ45 WAN/DMZ, 7 x GE RJ45 Switch ports
Mesh Root			•	•	
Other WiFi Variants	POE (PSE)	-	+ Storage (FWF-51E)	POE (PSE)	-
Wireless					
IEEE Standard	802.11 a/b/g/n	802.11 a/b/g/n	802.11 a/b/g/n	802.11 a/b/g/n	802.11 a/b/g/n/ac
Number of Radios	1	1	1	1	1
Radio 1 Band (association rate)	2.4GHz / 5GHz (300Mbps)	2.4GHz / 5GHz (300Mbps)	2.4GHz / 5GHz (300Mbps)	2.4GHz / 5GHz (300Mbps)	2.4GHz / 5GHz (300Mbps)
Radio 2 Band (association rate)	-	-	-	-	-
MIMO	2x2	2x2	2x2	2x2	2x2
Max / recommended number of concurrent clients	128 / 30	128 / 30	128 / 30	128 / 30	128 / 30
Antenna Type and Count	2 F-type antennas	2 F-type antennas	2 F-type antennas	2 di-pole antennas	2 di-pole antennas
Antenna Gain	up to 5dB	up to 5dB	up to 5dB	up to 5dB	up to 5dB
Max TX Power	17dBm	17dBm	17dBm	17dBm	17dBm
Number of SSIDs	8 (7 client, 1 monitor)	8 (7 client, 1 monitor)	8 (7 client, 1 monitor)	8 (7 client, 1 monitor)	8 (7 client, 1 monitor)
Traffic Queues	4 queues	4 queues	4 queues	4 queues	4 queues
802.11n 20/40MHz HT	•	•	•	•	•
Short Guard	•	•	•	•	•
802.11ac 80 MHz channel					
MAC Service Data Unit (MSDU) aggregation and MAC Protocol Data Unit (MPDU) frame aggregation	•	•	•	•	•
Cyclic-delay diversity (CDD)	•	•	•	•	•
Power Save (WME-PS)	•	•	•	•	•
802.11n Max ratio combining (MRC)	•	•	•	•	•
Transmit Beam Forming (TxBF)	•	•	•	•	•
Low Density Parity Check encoding (LDPC)	•	•	•	•	•
802.11n Maximum Likelihood Detection (MLD)	•	•	•	•	•
Rogue AP scanning					
Dual Band Scanning	•	•	•	•	•
Background Scan	•	•	•	•	•
Full-time dedicated monitor	•	•	•	•	•
Single Radio Dual band scanning	•	•	•	•	•
On-wire MAC address collector	•	•	•	•	•
Management					
WebUI & CLI	•	•	•	•	•
Max managed APs	2	2	10	10	10
Cloud deployment support	•	•	•	•	•
Certifications					
Wi-Fi Alliance Certified*					
DFS Certified**	Region: J			Region: J	

FortiWiFi™ Firewall and WiFi Gateway

	FWF-80CM	FWF-90D	FWF-92D		
					
Suggested Deployment	Distributed office	Indoor Motels, Clinics, Small Enterprise, Retail	Indoor Motels, Clinics, Small Enterprise, Retail		
Hardware					
Form Factor	Desktop, wall mountable	Desktop, wall mountable	Desktop, wall mountable		
Dimension	1.75 x 10.87 x 6.13 in	1.72 x 8.5 x 8.78 in	1.72 x 8.5 x 8.78 in		
Kensington Lock	•	•	•		
Ethernet Interfaces	2 x GE RJ45 WAN, 1 x FE RJ45 DMZ, 6 x FE RJ45 Switch ports	2 x GE RJ45 WAN ports, 14 x GE RJ45 Switch ports	2 x GE RJ45 WAN ports, 14 x GE RJ45 Switch ports		
Mesh Root	•	•	•		
Other WiFi Variants	-	POE (PSE)			
Wireless					
IEEE Standard	802.11 a/b/g/n	802.11a/b/g/n	802.11a/b/g/n		
Number of Radios	1	1	1		
Radio 1 Band (association rate)	2.4GHz / 5GHz (300Mbps)	2.4GHz / 5GHz (300Mbps)	2.4GHz / 5GHz (300Mbps)		
Radio 2 Band (association rate)	-	-	-		
MIMO	2x3	2x2	2x2		
Max / recommended number of concurrent clients	128 / 30	128 / 30	128 / 30		
Antenna Type and Count	2 di-pole antennas	2 di-pole antennas	2 di-pole antennas		
Antenna Gain	up to 5dB	up to 5dB	up to 5dB		
Max TX Power	17dBm	17dBm	17dBm		
Number of SSIDs	8 (7 client, 1 monitor)	8 (7 client, 1 monitor)	8 (7 client, 1 monitor)		
Traffic Queues	4 queues	4 queues	4 queues		
802.11n 20/40Mhz HT	•	•	•		
Short Guard	•	•	•		
802.11ac 80 MHz channel					
MAC Service Data Unit (MSDU) aggregation and MAC Protocol Data Unit (MPDU) frame aggregation	•	•	•		
Cyclic-delay diversity (CDD)	•	•	•		
Power Save (WME-PS)	•	•	•		
802.11n Max ratio combining (MRC)	•	•	•		
Transmit Beam Forming (TxBF)		•	•		
Low Density Parity Check encoding (LDPC)		•	•		
802.11n Maximum Likelihood Detection (MLD)	•	•	•		
Rogue AP scanning					
Dual Band Scanning	•	•	•		
Background Scan	•	•	•		
Full-time dedicated monitor	•	•	•		
Single Radio Dual band scanning	•	•	•		
On-wire MAC address collector	•	•	•		
Management					
WebUI & CLI	•	•	•		
Max managed APs	32	32	32		
Cloud deployment support	•	•	•		
Certifications					
Wi-Fi Alliance Certified*					
DFS Certified**		Region: J			







FortiGate/FortiWiFi® Wireless Controller (with FortiOS 5.4)

	FortiGate/FortiWiFi 30D/E, 50E & 60D/E Series	FortiGate/FortiWiFi 70D, 80D, 90D, 90E, 92D Series	FortiGate 100D Series	FortiGate 200D Series	FortiGate 300D, 400D & 500D
Hardware					
Product Range / Form Factor	Entry / Desktop	Entry / Desktop-2 RU	Mid Range / 1 RU	Mid Range / 1-2 RU	Mid Range / 1 RU
GE Interfaces	5-10	4 - 78	8 - 40	18 - 88	10 - 18
GE PoE/PoE+ Interfaces	2 / - (FG-60D-POE)	4 / - (FG-90D/70D-POE)	16 (FG-140D-POE)	8 (FG-200D-POE) 24 (FG-240D-POE) 32 (FG-280D-POE)	-
10 GE Interfaces	-	-	-	-	-
40 GE Interfaces	-	-	-	-	-
Capacity					
Maximum Supported APs (Tunnel Mode)	2 - 5	16	32	64	256
Maximum Supported APs (Total)	2 - 10	32	64	128	512
Max number of SSIDs	32	32	256	256	256
Max CAPWAP throughput	250 Mbps - 1.9 Gbps	260 Mbps - 2.2 Gbps	1.2 Gbps	1.8 Gbps	5.4 - 10 Gbps
Max Concurrent Sessions	500 K - 1.8 Mil	1.5 - 2 Mil	3 Mil	3.2 Mil	5.5 - 6 Mil
	FortiGate 600C, 600D, 800C, 800D & 900D	FortiGate 1000,2000 & 3000 Series	FG-5000 Series	FG-VM Series	
Hardware					
Product Range / Form Factor	Mid Range / 1 RU	High End / 2-3 RU	High End / 3-13 RU	-	
GE Interfaces	16-34	18 - 34	2 - 28	Refer to Data Sheet	
GE PoE/PoE+ Interfaces	-	-	-	-	
10 GE Interfaces	0 - 2	2 - 48	2 - 112	Refer to Data Sheet	
40 GE Interfaces	-	4	-	-	
100 GE Interfaces	-	6	2	-	
Capacity					
Maximum Supported APs (Tun- nel Mode)	512	1,024	Up to 14,336 (1,024/blade)	32 - 1,024	
Maximum Supported APs (Total)	1,024	4,096	Up to 57,344 (4,096/blade)	64 - 4,096	
Max number of SSIDs	256	1,024	Up to 14,336 (1,024/blade)	32 - 1,024	
Max CAPWAP throughput	5.5 Gbps - 11 Gbps	11 Gbps - 22 Gbps	Refer to Datasheet	Refer to Data Sheet	
Max Concurrent Sessions	3 - 11 Mil	11 - 95 Mil	10 - 100 Mil	Refer to Data Sheet	



* Certification covers following specifications: - 802.11a/b/g/n, Short Guard Interval, TX A-MPDU, STBC, 40 MHz operation in 5 GHz/WPA™ Personal, WPA™ Enterprise /Personal, WPA2™ , Enterprise / Personal, WMM™, EAP-TLS, EAP-TTLS/MSCHAPv2, PEAPv0/EAP-MSCHAPv2, PEAPv1/EAP-GTC, EAP-SIM, EAP-AKA, EAP-FAST, 802.11 d/h, WMM Power Save.

** Requires latest FortiOS version.





Fortinet Infrastructure Wi-Fi Access Points

	AP 1010i/1010e	AP 1020i/1020e	AP 122	AP 822i/822e	AP 832i/832e	OAP 832e
						
Suggested Use Case	Classrooms, Dormitory Common Areas, Moderate Density Enterprise	Classrooms, Dormitory Common Areas, Moderate Density Enterprise	In-room hotel, hospital, dormitory	Classrooms, Dormitory Common Areas, Moderate Density Enterprise	Conference Rooms, Lecture Halls, Hospitals, Stadiums	Parking Lots, Courtyards, University Grounds
Hardware						
Form Factor	Wall or ceiling wall mountable	Wall or ceiling wall mountable	Small, wall mountable	Wall or ceiling wall mountable	Wall or ceiling wall mountable	Outdoor 67 rated, wall or pole wall mountable
Dimension	6.75 x 6.50 x 2.50 in / 6.33 x 4.50 x 1.50 in	6.75 x 6.50 x 2.50 in / 6.33 x 4.50 x 1.50 in	5.51 x 5.35 x 1.18 in	7.1 x 7.1 x 2.7 in	7.1 x 7.1 x 2.7 in	11.0 x 8.54 x 2.0 in
Ethernet Interfaces	1x GE RJ45 (PD)	1x GE RJ45 (PD)	1x GE RJ45 (PD), 1x FE, 1x FE PoE (PSE), 1x pass through RJ45 pair	1x GE RJ45 (PD), 1x GE RJ45 (disabled)	1x GE RJ45 (PD), 1x GE RJ45 (disabled)	1x GE RJ45 (PD), 1x GE RJ45
PoE	802.3af, 802.3at	802.3af, 802.3at	802.3af, 802.3at	802.3af, 802.3at	802.3af, 802.3at	802.3at
Included accessories	Lockable Mounting kit + Key, omnidirectional antennas for AP1010e	Lockable Mounting kit + Key, omnidirectional antennas for AP1020e	Mounting kit	Mounting kits, omnidirectional antennas for AP822e	Mounting kits, omnidirectional antennas for AP832e	Mounting kits and omnidirectional antennas
Mesh capable	•	•		•	•	•
Wireless						
IEEE Standard	802.11 a/b/g/n	802.11 a/b/g/n	802.11 a/b/g/n/ac	802.11 a/b/g/n/ac	802.11 a/b/g/n/ac	802.11 a/b/g/n/ac
Number of Radios	1	2	2	2	2	2
Radio 1 Band (association rate)	2.4 GHz / 5 GHz (300Mbps)	2.4 GHz / 5 GHz (300Mbps)	2.4 GHz / 5 GHz (300 Mbps)	2.4 GHz / 5 GHz (300 Mbps)	2.4 GHz / 5 GHz (1,300 Mbps)	2.4 GHz (450 Mbps)
Radio 2 Band (association rate)	-	2.4 GHz / 5 GHz (300Mbps)	5 GHz a/n/ac (867 Mbps)	5 GHz a/n/ac (867 Mbps)	2.4 GHz / 5 GHz (1,300 Mbps)	5 GHz a/n/ac (1,300 Mbps)
MIMO	2x2 (dual stream)	2x2 (dual stream)	2x2 (dual stream)	2x2 (dual stream)	3x3 (3 stream)	3x3 (3 stream)
Max / recommended number of concurrent clients	128 / 25 per radio	128 / 25 per radio	128 / 20 per radio	128 / 50 per radio	128 / 50 per radio	128 / 50 per radio
Antenna Type and Count	1010i: 2 - Internal 1010e: 2 - External	1020i: 4 - Internal 1020e: 4 - External	4 - Internal	822i: 4 - Internal 822e: 4 - External	832i: 6 - Internal 832e: 6 - External	6 N-type External
Antenna Gain	1010i: 4 dBi / (5 dBi for 5 GHz) 1010e: 2 dBi / (3 dBi for 5 GHz)	1020i: 4 dBi / (5 dBi for 5 GHz) 1020e: 2 dBi / (3 dBi for 5 GHz)	3.6 dBi / (5 dBi for 5 GHz)	AP 822i :3.3 dBi / (6 dBi for 5 GHz) AP 822e :3.3 dBi / (6 dBi for 5 GHz)	832i: 3 dBi / (4 dBi for 5 GHz) 832e: 3.3 dBi / (6 dBi for 5 GHz)	6 dBi / (7dBi for 5 GHz)
Max TX Power	AP 1010i : 23 & 19 dBm - 2.4/5 GHz AP 1010e : 22 & 17 dBm - 2.4/5 GHz	AP 1020i : 23 & 19 dBm - 2.4/5 GHz AP 1020e : 22 & 17 dBm - 2.4/5 GHz	20 dBm (2.4 GHz) 20 dBm (5 GHz)	AP 822i : 23 & 22 dBm - 2.4/5 GHz AP 822e : 24 & 24 dBm - 2.4/5 GHz	AP 832i : 24 & 22 dBm - 2.4/5 GHz AP 832e : 25 & 24 dBm - 2.4/5 GHz	29 dBm (2.4 GHz) 23 dBm (5 GHz)
Number of SSIDs	64	64	64	64	64	64
802.11n 20/40MHz HT	•	•	•	•	•	•
802.11ac 80 MHz channel			•	•	•	•
Security						
WEP, WPA-PSK, WPA-TKIP, WPA2-AES, 802.11i, 802.1X (EAP-TLS, EAP-TTLS, PEAP, LEAP, EAP-FAST, EAP-SIM, EAP-AKA, and EAP-MD5)	•	•	•	•	•	•
802.1X and captive portal authentication against local database on the controller, RADIUS, and Active Directory	•	•	•	•	•	•
RADIUS-assisted per-user and per-ESSID access control via MAC filtering	•	•	•	•	•	•
Operation Mode						
Centralized deployment mode	•	•	•	•	•	•
Distributed deployment mode	•	•	•	•	•	•
Remote VPN tunnel mode			•	•	•	•
Certifications						
Wi-Fi Alliance Certified*	•	•	•	•	•	•
DFS Certified**	1010i: Region A, K, CN, J, E 1010e: Region A, K, J, E	1020i: Region A, K, CN, J, E 1020e: Region A, K, J, E	Region A, K, J, E	Region A, K, J, E	Region A, K, CN, J, E	Region A, J, E

Fortinet Infrastructure Wireless LAN Controller / FortiWLC Wireless Controllers

	MC1550	MC3200	MC4200	MC1550-VE	MC3200-VE	MC4200
						
Suggested Use Case	Small enterprises, remote offices	Medium enterprises, branch offices	Large enterprises, regional offices	Small enterprises, remote offices	Medium enterprises, branch offices	Large enterprises, regional offices
Hardware						
Form Factor	1 RU	1 RU	1 RU	N.A	N.A	N.A
Ethernet Interfaces	2x GE RJ45	4x GE RJ45	4x GE RJ45, Optional 2-port 1GE/10GE SFP+ module	N.A	N.A	N.A
Capacity						
Max Access Points	50	200	500	50	200	500
	FWC-50D	FWC-200D	FWC-500D	FWC-1000D	FWC-3000D	
						
Suggested Use Case	Small enterprises, remote offices	Medium enterprises, branch offices	Large enterprises, regional offices	Large enterprises	Large enterprises	
Hardware						
Form Factor	1 RU	1 RU	1 RU	2 RU	2 RU	
Ethernet Interfaces	4x GE RJ45	4x GE RJ45	4x GE RJ45, 4x GE SFP, 2x 10GE SFP+	2x GE RJ45, 4x 10GE SFP+	2x GE RJ45, 8x 10GE SFP+	
Capacity						
Max Access Points	50	200	500	1,000	3,000	

Fortinet Services Appliance / FortiWLM Wireless Manager

	SA250	SA2000				
						
Suggested Use Case	Small enterprises	Medium to large enterprises				
Hardware						
Form Factor	1 RU	1 RU				
Ethernet Interfaces	2x GE RJ45	4x GE RJ45				
Capacity						
Number of Infrastructure Controllers	10	250				
Number of Infrastructure APs	500	12,500				
Number of Stations	1,000	50,000				
	FWM-100D	FWM-1000D				
						
Suggested Use Case	Small enterprises	Medium to large enterprises				
Hardware						
Form Factor	1 RU	1 RU				
Ethernet Interfaces	4x GE RJ45	4x GE RJ45, 4x GE SFP				
Capacity						
Number of Infrastructure Controllers	10	250				
Number of Infrastructure APs	1,000	15,000				
Number of Stations	5,000	75,000				

This document is provided as a convenient comparison of Fortinet products and services. The datasheet for any product or service can be found on www.fortinet.com should be consulted for the most updated specifications.

Copyright© 2017 Fortinet, Inc. All rights reserved. Fortinet®, FortiGate®, FortiCare® and FortiGuard®, and certain other marks are registered trademarks of Fortinet, Inc., and other Fortinet names herein may also be registered and/or common law trademarks of Fortinet. All other product or company names may be trademarks of their respective owners. Performance and other metrics contained herein were attained in internal lab tests under ideal conditions, and actual performance and other results may vary. Network variables, different network environments and other conditions may affect performance results. Nothing herein represents any binding commitment by Fortinet, and Fortinet disclaims all warranties, whether express or implied, except to the extent Fortinet enters a binding written contract, signed by Fortinet's General Counsel, with a purchaser that expressly warrants that the identified product will perform according to certain expressly-identified performance metrics and, in such event, only the specific performance metrics expressly identified in such binding written contract shall be binding on Fortinet. For absolute clarity, any such warranty will be limited to performance in the same ideal conditions as in Fortinet's internal lab tests. Fortinet disclaims in full any covenants, representations, and guarantees pursuant hereto, whether express or implied. Fortinet reserves the right to change, modify, transfer, or otherwise revise this publication without notice, and the most current version of the publication shall be applicable.

WLMTX-2017-R38-MAY